

2026 Lakefront Annual Report

GLENCOE PARK DISTRICT

Agenda



- Season Overview
- Staff and Training
- Beach Closures
- Boathouse Storage
- Aquatics & Sailing
- Beach Financials
- Survey Results
- Questions

GLENCOE PARK DISTRICT

Beach Season Overview

Swimming Beach
Memorial Day – Labor Day

Boating Beach
Mid-May – Mid-October

Aquatics & Sailing Programs
June 15 – August 14

Hours of Operation

Swimming Beach

Preseason: May 23 – May 31
Regular Season: June 6 – Aug. 16
Post Season*: Aug. 17 – Sept. 7
**Lifeguards weekends only*

Boating Beach

Preseason: May 17 – June 7
Regular Season: June 8 – Aug. 9
Post Season: Aug. 14 – Sept. 7
End of Season: Sept. 11 – Oct. 11

Admission

Season Passes

- Glencoe Beach Pass: $39 / $78 (per person)
- Guest Passes: $50 / $100 (10 guests)

Daily Admission

- $12 / $24 (per person)
- Monday – Friday after 12 PM

GLENCOE PARK DISTRICT

Staff and Training

Seasonal Staff

- **70 staff members**
  - Lifeguards
  - Cashiers
  - Boat Guards
  - Camp Staff
  - Leadership
- ~95% of staff is made up by high school/college age students

Training

- Early May
- About 20 hours of training
- Investing more time in developing quality training
- Continued learning via in-service training

GLENCOE PARK DISTRICT

Audits

3 Audits Completed

- 1 **Five-Star** Rating
- 2 **Four-Star** Ratings



GLENCOE PARK DISTRICT

Beach Closures

- Daily testing
- Continuously monitor weather
- Flag System
  - Red
  - Yellow
  - Green
- Staffing during closures

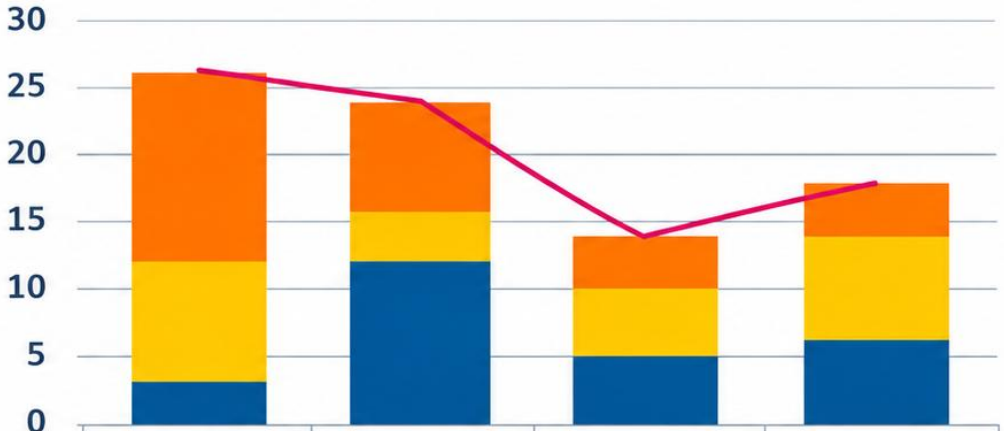

	2023	2024	2025	2026
High Surf	14	8	4	4
Inclement Weather	9	4	5	8
High Bacteria	3	12	5	6
Total	**26**	**24**	**14**	**18**

GLENCOE PARK DISTRICT

Boathouse Storage

New in 2026

Moved to the Locker Room Module in RecTrac

Separated Locker Rentals from Boat Storage

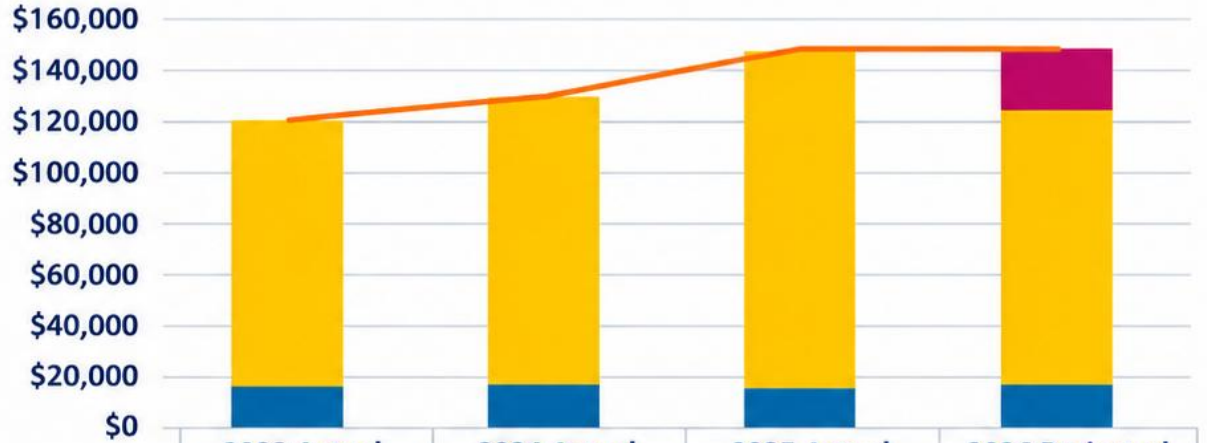

	2023 Actual	2024 Actual	2025 Actual	2026 Projected
Locker Storage	$0	$0	$0	$22,125
Summer Storage	$105,872	$113,176	$131,694	$109,420
Winter Storage	$15,281	$16,437	$15,210	$15,973
Total	**$121,153**	**$129,613**	**$146,904**	**$147,518**

GLENCOE PARK DISTRICT

Storage Spaces

	Rack Spots	Sand Spots	Total
2026	156	44	200
2025	172	48	220
2024	172	48	220
2023	167	52	219
2022	164	55	219
2021	164	57	221
2020	166	57	223
2019	117	59	176

- **156 rack spaces** across North and South Beach.
- **Rack rentals decreased in 2026** after eliminating discounts for second and third vessels.
- **Double-stacking was eliminated,** with each vessel now assigned its own space.

No rack spots are currently available on the beach.

We were able to accommodate 4 people from the waitlist for rack spots.

GLENCOE PARK DISTRICT

Aquatics and Sailing

Camp Enrollment

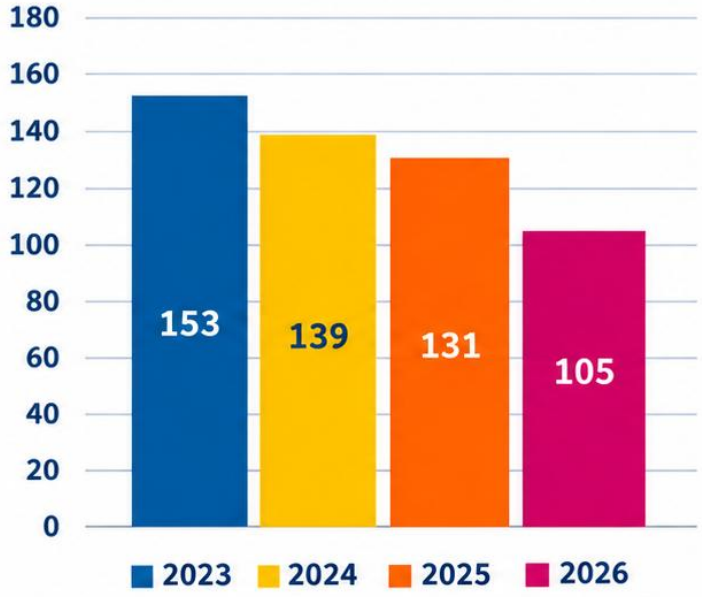

Camp Financials

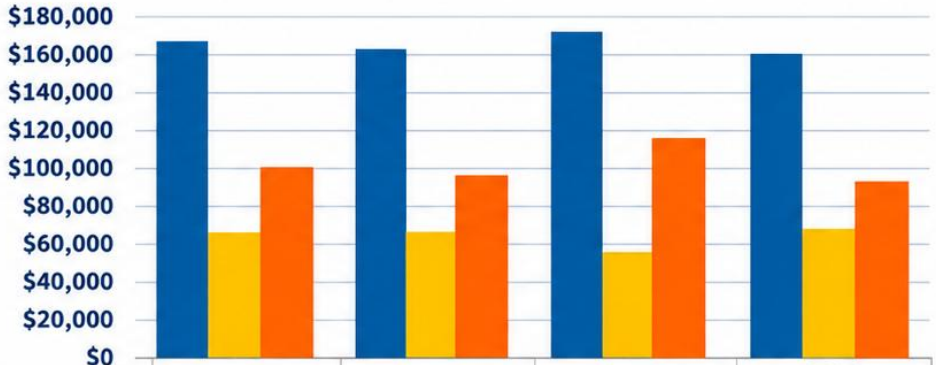

	2023 Actual	2024 Actual	2025 Actual	2026 Projection
Revenue	$165,414	$162,661	$170,971	$160,530
Expense	$65,125	$65,825	$55,029	$67,675
Excess of Revenue over Expenditures	$100,289	$96,836	$115,942	$92,855

GLENCOE PARK DISTRICT

Annual Passholder Survey

Survey Overview

The annual passholder survey collects feedback on amenities, staff, and the overall beach experience to guide future improvements.

Total Responses	
2026:	134
2025:	236
2024:	362

Key Takeaway: Survey participation has decreased in 2026, providing a smaller but still valuable snapshot of passholder feedback.

GLENCOE PARK DISTRICT

Overall Satisfaction

88%

Rate Their Experience **Good–Excellent** in 2026

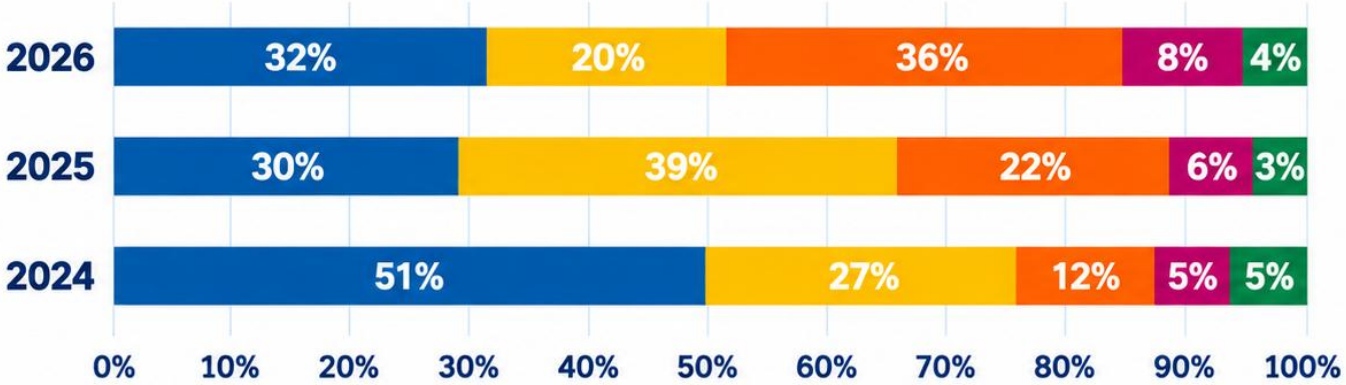

Rating	2024	2025	2026
Excellent	51%	30%	32%
Very Good	27%	39%	20%
Good	12%	22%	36%
Fair	5%	6%	8%
Poor	5%	3%	4%

GLENCOE PARK DISTRICT

Value of Beach Pass

86%

Rate the Value of the Beach Pass **Good–Excellent** in 2026

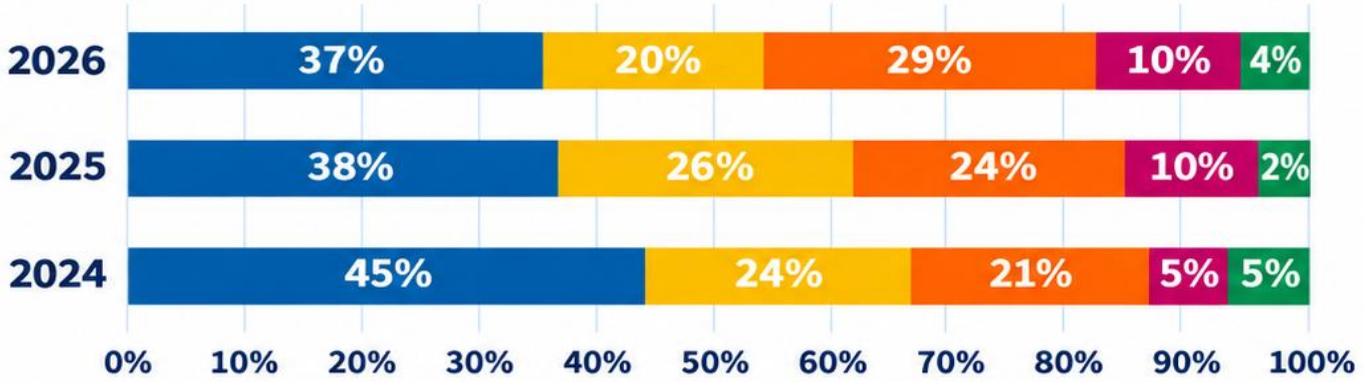

Rating	2024	2025	2026
Excellent	45%	38%	37%
Very Good	24%	26%	20%
Good	21%	24%	29%
Fair	5%	10%	10%
Poor	5%	2%	4%

GLENCOE PARK DISTRICT

Beach Staff Satisfaction

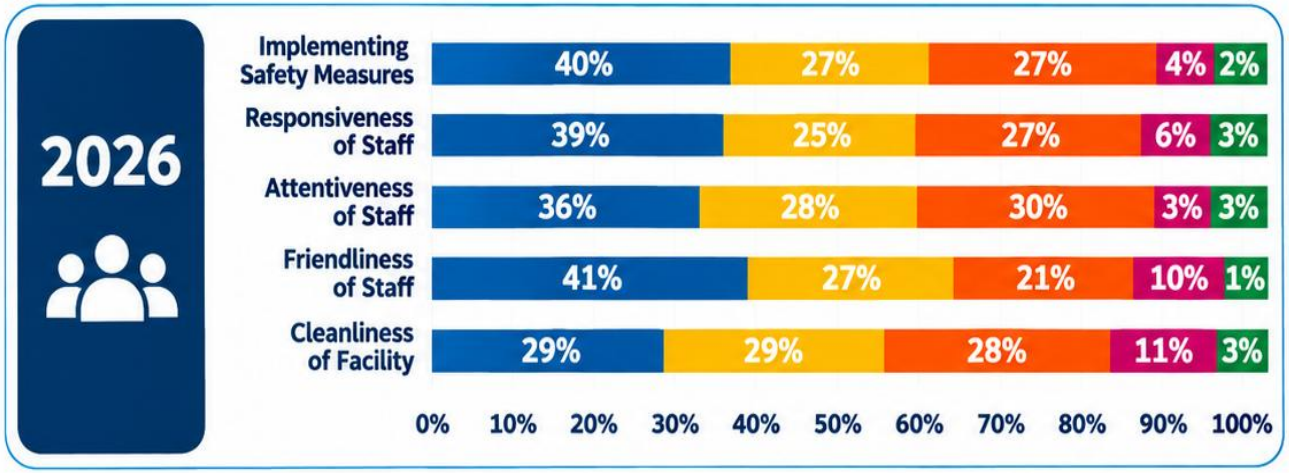

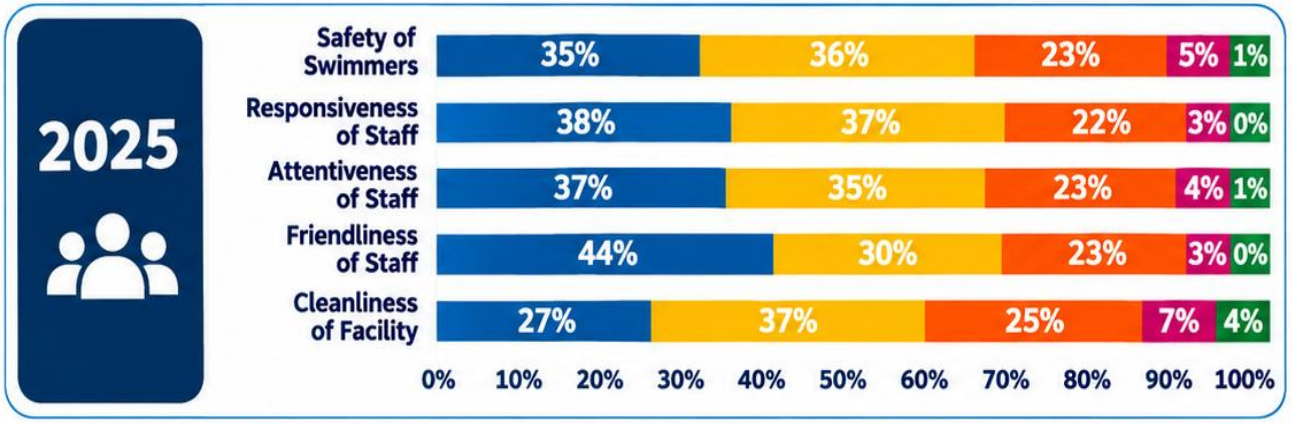

Staff Highlights

- **High satisfaction** with **staff friendliness (68%** Excellent/Very Good) in 2026.
- **Positive ratings** for **safety measures (67%** Excellent/Very Good) in 2026.

Rating Key

- Excellent
- Very Good
- Good
- Fair
- Poor

GLENCOE PARK DISTRICT

Amenities Satisfaction

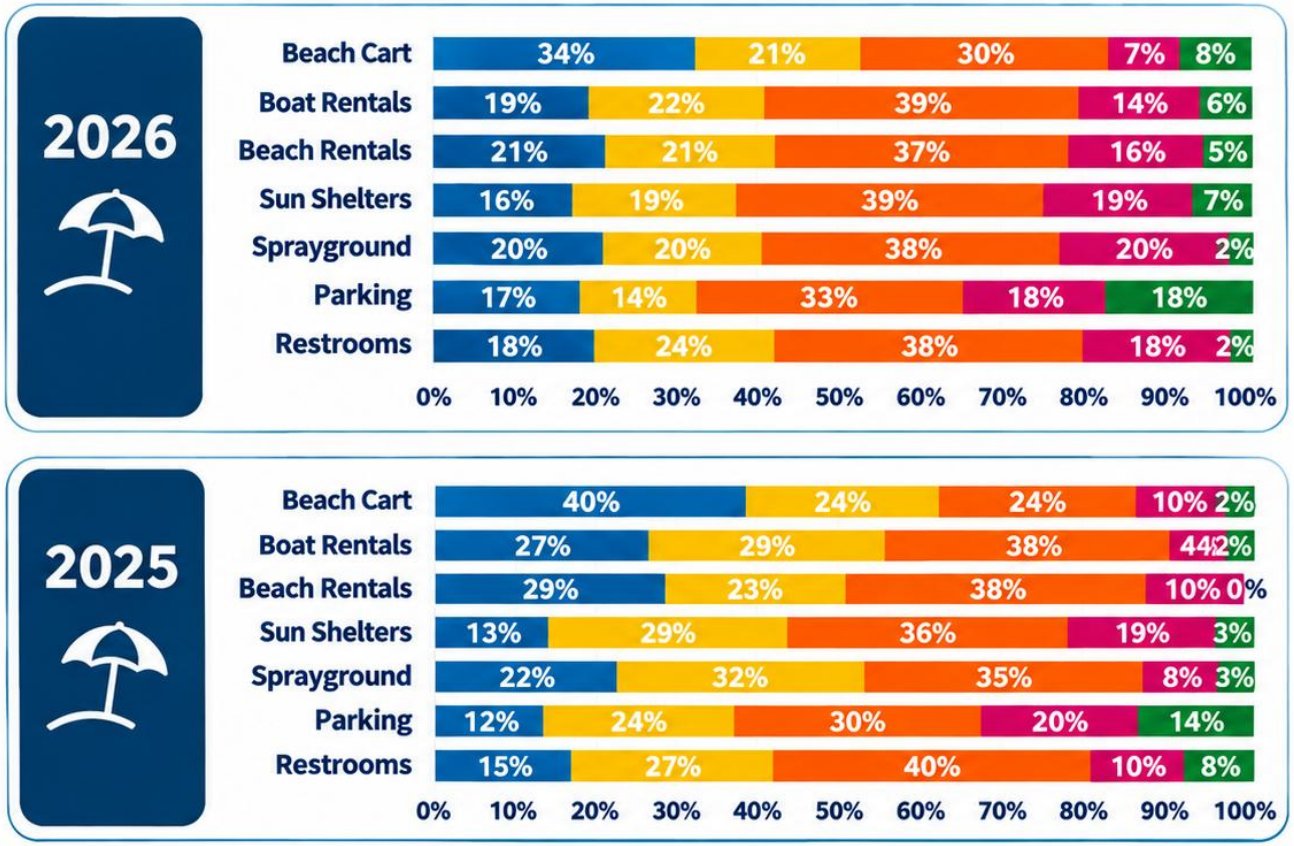

Amenity Highlights

- **Beach Cart** remains the **highest-rated** amenity (55% Excellent/Very Good).
- Overall **satisfaction** is **consistent** year over year across most amenities.

Rating Key

- Excellent
- Very Good
- Good
- Fair
- Poor

GLENCOE PARK DISTRICT

Beach House Financials

2026 Projected Revenue
$388,663

2026 Projected Expense
$373,136

2026 Projected Net Total
$15,527

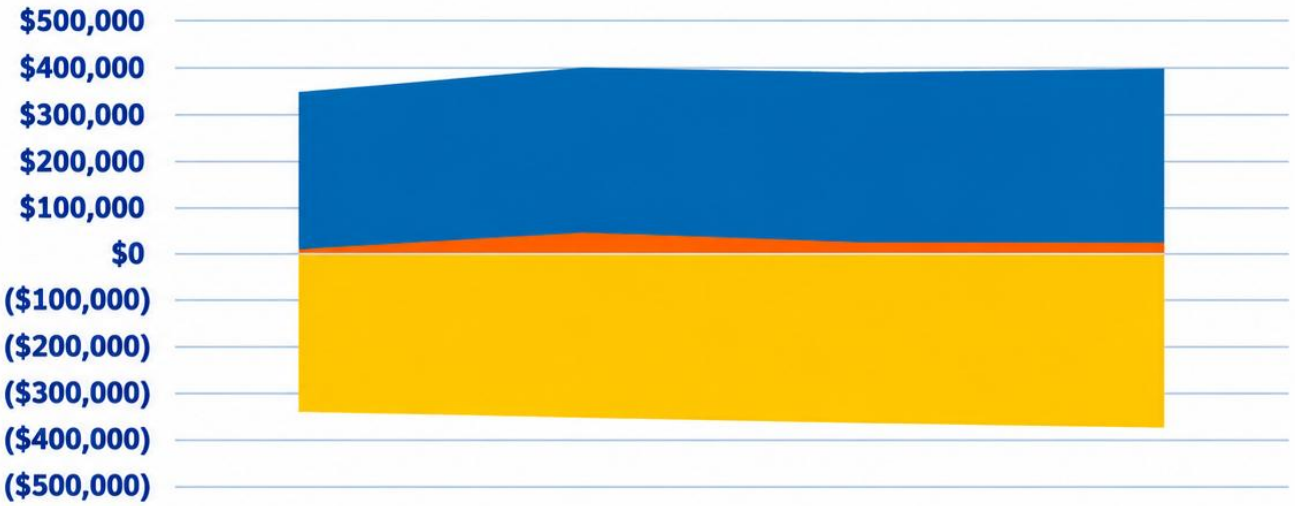

	2023 Actual	2024 Actual	2025 Actual	2026 Projected
Beach Operation Revenue	$349,736	$391,867	$382,235	$388,663
Beach Operation Expense	($343,526)	($357,323)	($365,412)	($373,136)
Beach Operation Total	**$6,210**	**$34,544**	**$16,823**	**$15,527**

GLENCOE PARK DISTRICT

Boathouse Financials

2026 Projected Revenue
$149,114

2026 Projected Expenses
$228,174

2026 Projected Net Total
($79,060)



	2023 Actual	2024 Actual	2025 Actual	2026 Projected
Boat Operation Revenue	$129,363	$135,749	$173,491	$149,114
Boat Operation Expenses	($194,020)	($203,185)	($229,665)	($228,174)
Boat Operation Total	**($64,657)**	**($67,436)**	**($56,174)**	**($79,060)**

GLENCOE PARK DISTRICT

Overall Financials

Overall Financial	2023 Actual	2024 Actual	2025 Actual	2026 Projected
Beach Operation	$6,210	$34,544	$16,823	$15,527
Boat Operation	$64,657	$67,436	$56,174	$79,060
Beach Programs	$108,134	$109,749	$128,067	$102,717
Total Financials	**$49,687**	**$76,856**	**$88,716**	**$39,184**

GLENCOE PARK DISTRICT

Questions

GLENCOE
PARK DISTRICT